












ACGA Asian Proxy Voting Survey 2006

	Score (%)	Qualitative assessment
1. Hong Kong (SEHK)	67	Fair
2. Singapore (SGX)	61	Fair
3. Malaysia (BM)	58	Poor to Fair
4. India (BSE/NSE)	57	Poor to Fair
5. Philippines (PSE)	56	Poor to Fair
6. Thailand (SET)	54	Poor to Fair
7. Indonesia (JSX)	53	Poor to Fair
8. Korea (KRX)	51	Poor to Fair
9. Taiwan (TSEC)	50	Poor
10. Japan (TSE)	47	Poor
China (SSE/SZSE)	47	Poor
Benchmark markets		
1. US (NYSE/NASDAQ)	79	Fair to Good
2. UK (LSE)	77	Fair to Good
3. Australia (ASX)	76	Fair to Good

Source: Asian Corporate Governance Association

“CG Watch 2007”: New market rankings

Country/market	2005 Rank	2007 Rank	
Hong Kong	2	1	
Singapore	1	2	
India	3	3	
Taiwan	5	4	
Japan	-	5	
Korea	=6	=6	
Malaysia	4	=6	
Thailand	=6	8	
China	9	9	
Philippines	8	10	
Indonesia	10	11	

Source: Asian Corporate Governance Association, CLSA Asia-Pacific Markets